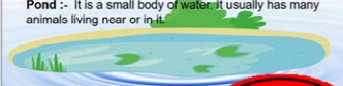

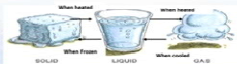



**Course
&
Test Series**

Self-Made Assignment - MS Power Point

Inserting and Formatting Pictures in Power Point

Make this following Water Sources Presentation in MS Power Point

<p align="center">Water</p> <p>Who am I? I am tasteless, I am Colourless, I am shapeless, I am Odourless, But without me, there's no life. Can you tell me who m I? Yes! I 'm Water</p>	<p align="center">Sources of Water</p> <p>Water is found in rivers, seas, oceans and lakes. It is also stored underground. Pond :- It is a small body of water. It usually has many animals living near or in it.</p>  <p>Tap:- We get water from taps in our homes.</p> 
<p align="center">Three Forms of Water</p>  <p>When water is heated, it into steam changes or water vapour. This water vapour is a gas, which can be changed into by cooling. When kept in the 'freezer' of a refrigerator, water will change into solid ice. If you keep the ice in a warm place, it will change into water.</p>	<p align="center">Uses of Water</p>  <p>It is home to aquatic animals and plants Human beings need water to cook food It is used for washing and cleaning Plants need it to prepare in presence of sunlight It is used for transportation</p>

Follow this Following Instructions.

- You have to create this presentation.**
- You have to add some water related pictures .**
- You have to add background color also.**

- CBSE**
- ICSE**
- NTSE**
- Banking & Insurance**
- Central Govt. Service**
- State Govt. Services**
- LAW Entrance**
- MBA Entrance**
- Railways & Metro Services**
- ...many more**
- abhyasonline.in**